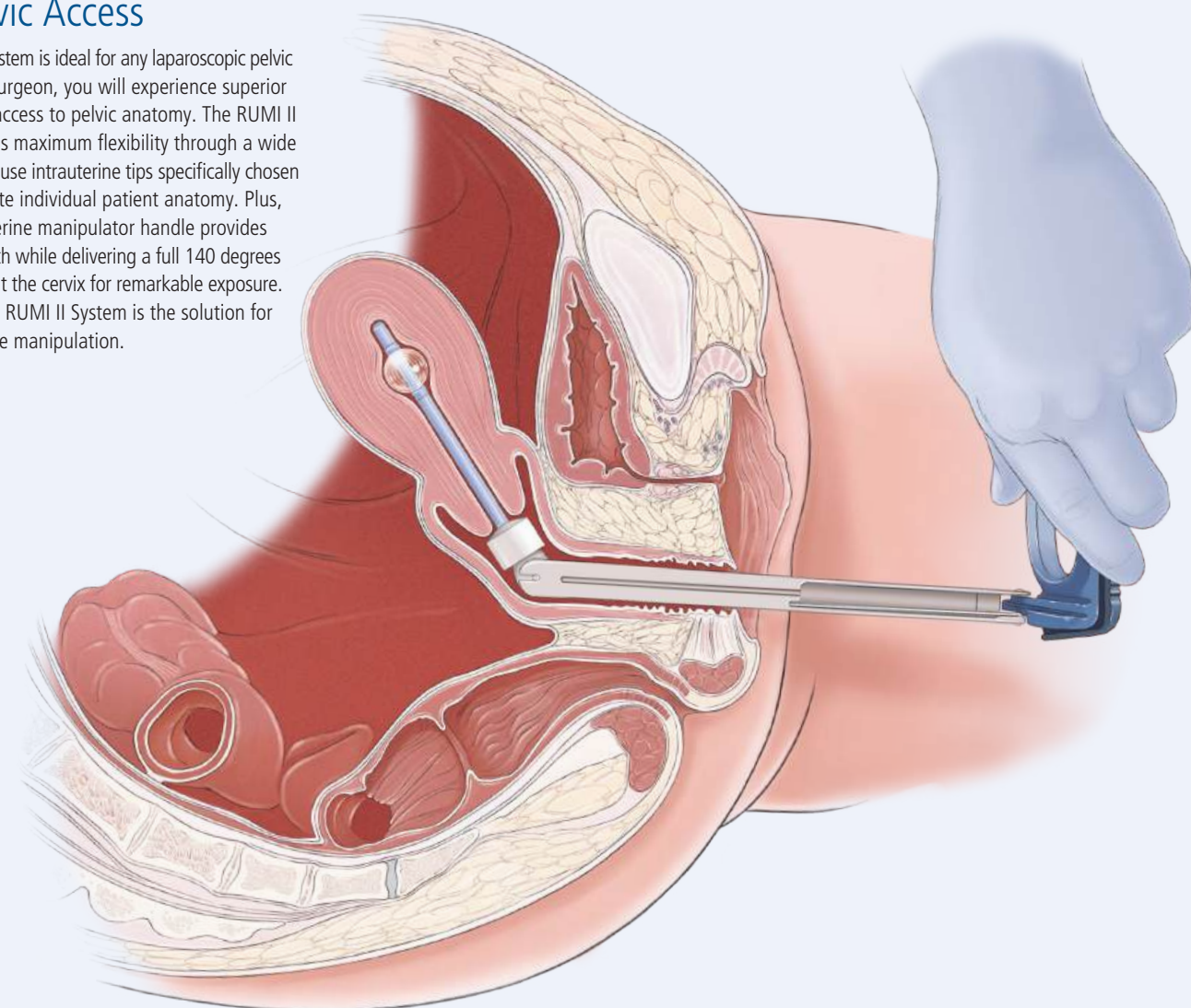


The RUMI® II System: The Right Choice For All Pelvic Laparoscopic Procedures

Unparalleled Visualization and Pelvic Access

The RUMI® II System is ideal for any laparoscopic pelvic surgery. As a surgeon, you will experience superior exposure and access to pelvic anatomy. The RUMI II System provides maximum flexibility through a wide range of single-use intrauterine tips specifically chosen to accommodate individual patient anatomy. Plus, the RUMI II uterine manipulator handle provides additional length while delivering a full 140 degrees of articulation at the cervix for remarkable exposure. Simply put, the RUMI II System is the solution for effective uterine manipulation.



Unique locking handle allows total control of uterine position



Soft distal end of tip and silicone balloon provide less traumatic insertion, while the saline filled balloon holds the tip firmly but gently in place

Achieve Superior Control and Ideal Visualization with the Redesigned RUMI II System

- 2 inch longer shaft for better access
- New tips to accommodate varying patient anatomy
- Sacrocolpopexy and sacrocervicopexy tips
- New Koh-Efficient for easier, faster, safer TLHs
- Improved easy load of Koh Cup onto cervix
- Cervical Sizer to ensure the right Koh-Efficient fit
- Catheter management system

RUMI and RUMI II System Compatibility

- RUMI tips are compatible with all RUMI handles including RUMI and RUMI II
- The Koh-Efficient systems are unique to the RUMI II. They are not compatible with the original RUMI
- The original Koh Cup and Pneumo Occluder Balloon can be used with RUMI II

Ordering Information

| Code | Product | Description |
|--|--|--------------------------|
| Uterine Manipulator Handle | | |
| UMH650 | RUMI II Handle | (1/each) |
| RUMI Tips | | |
| UMY514 | RUMI II Tip Yellow | 5.1 mm x 3.75 cm (5/box) |
| UML516 | RUMI II Tip Lavender | 5.1 mm x 6 cm (5/box) |
| UMW676 | RUMI II Tip White | 6.7 mm x 6 cm (5/box) |
| UMB678 | RUMI II Tip Blue | 6.7 mm x 8 cm (5/box) |
| UMG670 | RUMI II Tip Green | 6.7 mm x 10 cm (5/box) |
| UMO672 | RUMI II Tip Orange | 6.7 mm x 12 cm (5/box) |
| SACRO-1 | Sacrocolpopexy Tip - Large | 3.8 cm x 11.4 cm (3/box) |
| SACRO-1S | Sacrocolpopexy Tip - Small | 3.2 cm x 9 cm (3/box) |
| SACRO-1C | Sacrocervicopexy Tip - Concave Distal End | 3.8 cm x 11.4 cm (3/box) |
| Cervical Sizer | | |
| KC-SIZER | Cervical Sizer | (1/each) |
| RUMI II Koh-Efficient System – For Electrosurgery Devices | | |
| KC-RUMI-25 | RUMI II / Koh-Efficient | 2.5 cm (5/box) |
| KC-RUMI-30 | RUMI II / Koh-Efficient | 3.0 cm (5/box) |
| KC-RUMI-35 | RUMI II / Koh-Efficient | 3.5 cm (5/box) |
| KC-RUMI-40 | RUMI II / Koh-Efficient | 4.0 cm (5/box) |
| RUMI II Koh-Efficient System – For Harmonic Scalpel/Laser | | |
| KCS-RUMI-25 | Stainless Steel Capped RUMI II / Koh-Efficient | 2.5 cm (5/box) |
| KCS-RUMI-30 | Stainless Steel Capped RUMI II / Koh-Efficient | 3.0 cm (5/box) |
| KCS-RUMI-35 | Stainless Steel Capped RUMI II / Koh-Efficient | 3.5 cm (5/box) |
| KCS-RUMI-40 | Stainless Steel Capped RUMI II / Koh-Efficient | 4.0 cm (5/box) |

All RUMI Products are Latex Free

CooperSurgical

CooperSurgical is a leading manufacturer of innovative medical devices and procedure oriented solutions that advance the standard of care. Our highly reliable and clinically relevant products, as well as nearly 150 clinically trained utilization sales specialists facilitate the delivery of enhanced outcomes for your patients, regardless of the clinical setting.

Find out how the RUMI II System can benefit your practice and your patients. Call 800.243.2974 or visit www.coopersurgical.com.

203.601.5200 | coopersurgical.com | 95 Corporate Drive | Trumbull, CT 06611

81895 Rev. 05/17

RUMI® II SYSTEM

Advanced Uterine Manipulation System

Delivering Superior Control and Enhanced Visualization



CooperSurgical

The Most Versatile System For Your Needs

The RUMI II System is flexible for a wide range of laparoscopic procedures. The combination of superior uterine control and minimal tissue trauma makes RUMI II ideal for diagnostic laparoscopy, myomectomy, oophorectomy, endometriosis excision, and infertility applications requiring reliable chromoperturbation.

Articulation: Achieve Superior Uterine Exposure and Access

The RUMI II System enables full control of the uterus in all directions, including full 90 degrees of anteversion, 50 degrees retroversion and maximum lateral positioning, which provides unmatched exposure and access to important anatomical structures. Also, the frictionless, locking handle mechanism ensures stable positioning during dissection for added surgical control and safety.

Sacrocolpexy: Easier and Safer

Mesh placement during sacrocolpexies can be cumbersome and time consuming. The Sacrocolpexy Tip, used in conjunction with the RUMI handle is an ideal solution. The tip will elevate the vagina. Bladder flap creation and suturing challenges are reduced because the tip provides stable control of the tissues. With constant tension, migration of tissue is minimized during mesh attachment.

For sacrocervicopexy, a tip with a concave distal end is available.

Tips are available in multiple sizes that easily attach to any RUMI uterine manipulator.



Sacrocolpexy and Sacrocolpexy Tips, single-use, disposable



A full range of flexible silicone tips for an ideal fit to your patient's anatomy

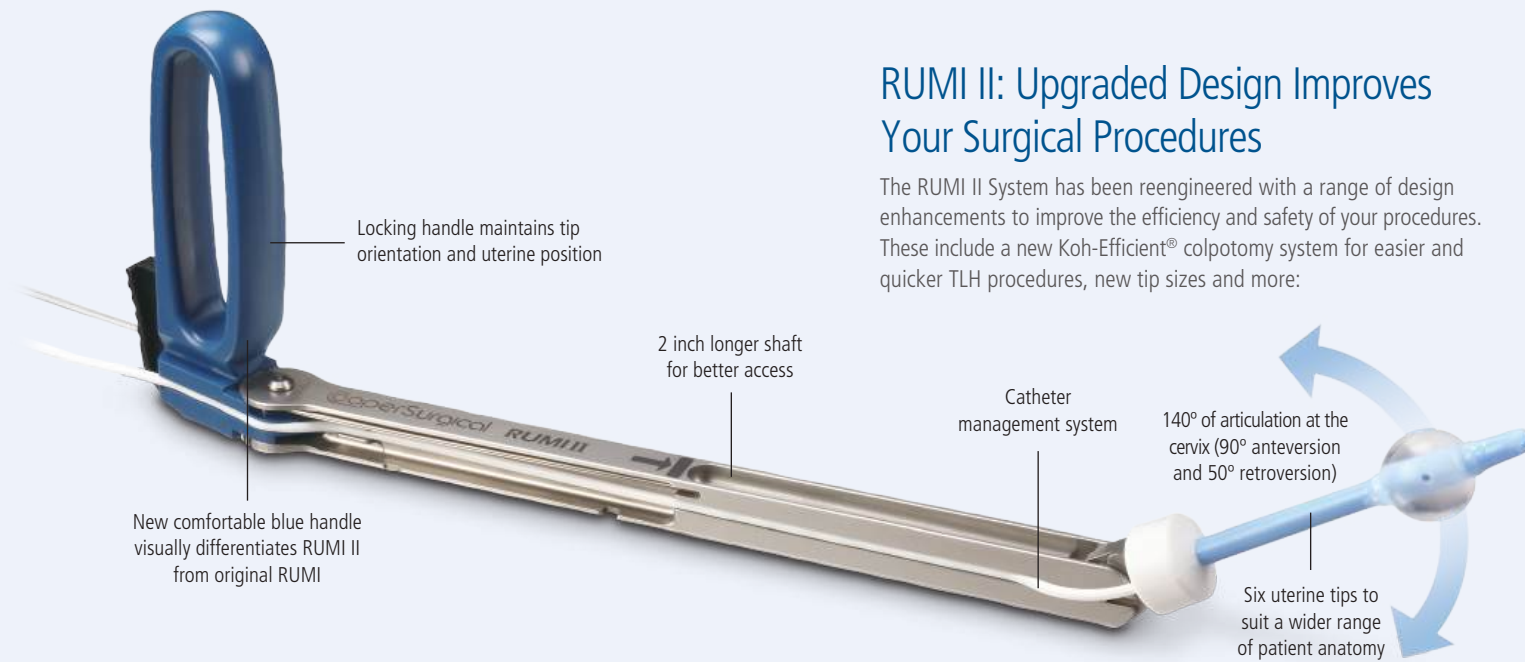
6.7mm x 12cm 6.7mm x 10cm 6.7mm x 8cm 6.7mm x 6cm 5.1mm x 6cm 5.1mm x 3.75cm

Tips: The Right Size and Less Trauma

The RUMI II System is ideal for any laparoscopic or robotic pelvic surgery in a broad range of patient anatomy. Available in six sizes, the RUMI Tips have a soft, flexible distal tip, which reduces the risk of uterine perforation and trauma. The strength and flexibility of the RUMI Tips allows the intrauterine balloon to be inflated with saline, providing unmatched durability even during caudal traction.

RUMI II: Upgraded Design Improves Your Surgical Procedures

The RUMI II System has been reengineered with a range of design enhancements to improve the efficiency and safety of your procedures. These include a new Koh-Efficient® colpotomy system for easier and quicker TLH procedures, new tip sizes and more:

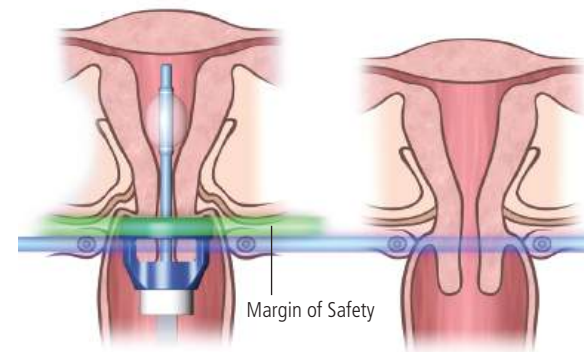


RUMI II / Koh-Efficient: Four Sizes to Suit Patient Anatomical Needs



Koh-Efficient Helps Distance Critical Anatomy to Create a Margin of Safety

With the application of proper cephalad pressure, the Koh-Efficient helps to create a 'margin of safety' by preserving the uterosacral ligaments and displacing the ureters during colpotomy incision.



TLH is Easier, Faster and Safer with The RUMI II Easy Load Koh-Efficient

Koh-Efficient: Insertion Made Easy

The Koh-Efficient combines the Koh Cup™ and the pneumo-occlusion balloon into one device for easy loading onto the RUMI II handle as well as rapid and accurate clinical positioning.

Once the proper size Koh-Efficient is loaded onto the RUMI II handle, the uterine tip is advanced into the cervical canal. Then the tip is advanced into the uterus and the cup seats into the vaginal fornix. Once in position, full articulation at the cervix is available.

This sterile, single-use device is available in four sizes to suit your patient's anatomy.

An Improved Margin of Safety for Total Laparoscopic Hysterectomy

A key challenge in total laparoscopic hysterectomy is the identification, management and safekeeping of the ureters and uterine arteries during the procedure. The RUMI II / Koh-Efficient is designed to fit securely over the cervix to place the vaginal fornix on stretch. The delineation provides a visual landmark and backstop for dissection while distancing the colpotomy incision from the ureters. This creates a 'margin of safety' allowing you to continue the procedure with confidence. The locking handle maintains tip orientation and uterine position – both crucial to the success of the procedure.



Cervical Sizer enables accurate selection of the Koh-Efficient size based upon each patient's anatomy



Saline inflated tip provides a firm hold for superior manipulation Easy load Koh-Efficient is engineered for easier insertion Koh-Efficient provides an ideal visual landmark for dissection

Cervical Sizer: The Right Cervical Measurement...Every Time

Using the right size Koh-Efficient is important for enhancing the 'margin of safety.' With the specially-designed Cervical Sizer, measuring your patient's cervix is simple and fast, ensuring superior delineation of the vaginal fornix for enhanced procedure safety.

Easy Load Design Provides a Simple Way to Achieve Efficiency and Greater Patient Safety

Based on extensive testing and surgeon feedback, we are proud to introduce a simple, effective loading mechanism in the Koh-Efficient, which assures a snug fit with no struggle. With this EZ load innovation, it's easier to correctly position the Koh-Efficient – plus, we've engineered integrated catheter retention channels for improved site management. Both of these advanced features help to reduce valuable surgical time and effort.



RUMI II is engineered with our easy load system making it simple and easy to insert into patient anatomy

