



NUMERICAL INDEX

3-200720	00911	260-5716	5113K42	8921-AF45
3-201020	02011	260-6816	5113SMP42	892242
3-201220	03011	31007	5114M40	8922-A45
3-330722	03411	31306	514035	8922-AF45
3-400723	04011	32006	551641	895042
3-401023	04523	33006	615437	8950-A45
3-401223	04118	1013-2710	615535	8950-AF45
3-210622	06011	1013-3010	619012	C-40F46
3-331022	07711	1010-278	619612	C-50F46
3-331722	08811	1010-308	621032	T-4047
4-5080-3024	1008	1020-2710	6210-932	T-5047
4-5080-3624	10126	1020-3010	622032	T-624247
4-5500-3027	2009	1030-2710	7019-F38	T-625047
4-5500-3627	3009	1030-3010	7027-F39	XP100136
4-5501-3026	13009	1701-2713	7029-F39	XP100236 & 39
4-5501-3626	210246	1701-3013	7031-F37	
4-6500-3028	211147	1702-2713	712136	
4-6500-3628	213546	1702-3013	712436	
4-6501-3028	215547	1703-2713	732031	
4-6501-3628	240-4717	1703-3013	733031	
2031	240-5717	3010-277	736031	
5031	240-6817	3010-307	880545	
5131	241-4717	3013-276	8805-A46	
5231	241-5717	3013-306	8805-AF46	
5331	241-6817	3020-276	880846	
5431	243-4718	3020-306	882146	
5631	243-5718	3030-276	8821-A46	
5831	252-4714	3030-306	8821-AF46	
5931	252-5714	471641	882245	
6031	252-6814	473038	8822-A46	
6131	253-4714	5101A32	8822-AF46	
742330	253-5714	5101B32	8901-A45	
00511	253-6814	5102A34	892142	
00611	260-4716	5102B34	8921-A45	

IMPORTANT NOTE TO DISTRIBUTORS DOING BUSINESS IN CALIFORNIA:

Clinton Industries products drop shipping or to our knowledge being reshipped into California will carry appropriate Safe Harbor Warnings in compliance with California Proposition 65.

For more information on California Proposition 65, go to:

www.P65Warnings.ca.gov



Clinton Industries offers one of the best selections of quality-tested Physical Therapy Equipment in the market. It is built tough for the rigors of everyday physical therapy use and practical for nearly every budget.

From a full line of treatment tables to staircases, mat platforms, parallel bars, a selection of weights and much more, Clinton equipment is designed and engineered to meet the therapeutic needs of any size facility — all with one source convenience.

Get the assurance of over 35 years of medical equipment manufacturing expertise and see the difference Clinton brings to the Physical Therapy market.

Clinton Industries reserves the right to modify, improve and discontinue products without notice. Confirm all product specifications before ordering. Visit www.clinton-ind.com for the most current information and updates.



ALPHA SERIES TREATMENT TABLES

Clinton Alpha Series Treatment Tables are sleek, smart looking and offer durable performance for years of service.

From their smooth powder-coated frame to their tough, steel construction and woven, knit-backed upholstery, Alpha Series tables are among the best in their class.

Alpha Series Treatment Tables feature:

- Adjustable backrest standard on all models
- Upholstered top is easy to replace if damaged
- Gray, powder-coated, all-welded, steel frame
- Adjustable height levelers
- Pre-threaded hardware for easy assembly
- Paper dispenser included
- Seamless, rounded corner top
- 2" of firm foam padding (5 cm)
- Choice of upholstery colors
- Fast, easy assembly with basic tools
- 450 lbs. load capacity under normal use (204 kg)



⚠️ WARNING: Products featured on this page can expose you to chemicals, including diisononyl phthalate (DINP), which is known to the State of California to cause cancer.

For more information go to www.P65Warnings.ca.gov.



Straight Line Treatment Table with Full Shelf

- Rigid all steel frame
- Adjustable backrest
- Gray laminate shelf



3200

3020-27	length	width	height
	72"	27"	31"
	183 cm	69 cm	79 cm

3020-30 30" width model (76 cm)

For flat top version, order — Model 3200

Straight Line Treatment Table with Shelf and 2 Drawers

- Rigid all steel frame
- Adjustable backrest
- Gray laminate shelf & drawer
- Easy-clean, one-piece, plastic drawers



3130

3013-27	length	width	height
	72"	27"	31"
	183 cm	69 cm	79 cm

3013-30 30" width model (76 cm)

For flat top version, order — Model 3130

Straight Line Treatment Table with Shelving

- Rigid all steel frame
- Adjustable backrest
- Gray laminate shelving



3300

3030-27	length	width	height
	72"	27"	31"
	183 cm	69 cm	79 cm

3030-30 30" width model (76 cm)

For flat top version, order — Model 3300



3010

Straight Line Treatment Table

- Rigid all steel frame
- Adjustable backrest
- Paper dispenser included

3010-27	length	width	height
	72"	27"	31"
	183 cm	69 cm	79 cm

3010-30 30" width model (76 cm)

For flat top version, order — Model 3100



3100

⚠️ WARNING: This product can expose you to chemicals, including diisononyl phthalate (DINP), which is known to the State of California to cause cancer.

For more information go to www.P65Warnings.ca.gov.

CLASSIC SERIES TREATMENT TABLES

Clinton Classic Series Treatment Tables are the benchmark in the industry for traditional wood tables. Tough, sturdy 2.25" thick hardwood legs support bolted frame construction for the ultimate in strength and durability in a classic wood treatment table.

Classic Series Treatment Tables feature:

- Adjustable backrest standard on all models
- Upholstered top is easy to replace if damaged
- Solid hardwood legs
- H-brace construction
- Legs have pre-inserted carriage bolts for fast easy assembly
- See page 11 for options
- Seamless, rounded corner top
- 2" of firm foam padding (5 cm)
- Available in Natural and Dark Cherry finish
- Choice of upholstery colors
- Fast, easy assembly with basic tools
- Flat top available on all models
- 400 lbs. load capacity under normal use (181.4 kg)



Straight Line Treatment Table

- Solid hardwood legs
- Adjustable backrest
- Also available with optional flat top

1010-27	length	width	height
	72"	27"	31"
	183 cm	69 cm	79 cm

1010-30 30" width model (76 cm)

For flat top version, order — Model 100



100

⚠ WARNING: This product can expose you to chemicals, including diisononyl phthalate (DINP), which is known to the State of California to cause cancer.

For more information go to www.P65Warnings.ca.gov.



CLASSIC SERIES TREATMENT TABLES

Straight Line Treatment Table with Shelf

- Solid hardwood legs
- Adjustable backrest
- Full laminate shelf
- Also available with optional flat top

1020-27	length	width	height
	72"	27"	31"
	183 cm	69 cm	79 cm

1020-30 30" width model (76 cm)

For flat top version, order — Model 200



1020



200

Straight Line Treatment Table with Shelving

- Solid hardwood legs
- Adjustable backrest
- Matching laminate shelving
- Also available with optional flat top

1030-27	length	width	height
	72"	27"	31"
	183 cm	69 cm	79 cm

1030-30 30" width model (76 cm)

For flat top version, order — Model 300



1030



300

Straight Line Treatment Table with Shelf and Drawers

- Solid hardwood legs
- Adjustable backrest
- Laminate shelf & drawer unit
- Easy-clean, one-piece, plastic drawers
- Also available with optional flat top

1013-27	length	width	height
	72"	27"	31"
	183 cm	69 cm	79 cm

1013-30 30" width model (76 cm)

For flat top version, order — Model 1300



1013



1300

WARNING: Products featured on this page can expose you to chemicals, including diisononyl phthalate (DINP), which is known to the State of California to cause cancer.

For more information go to www.P65Warnings.ca.gov.

CLASSIC SERIES TABLE OPTIONS

Special Height

- 36" maximum, 21" minimum. When ordering, state desired height to top of pad on table. (91 cm max/53 cm min)

005*

Special Length

- 78" maximum, 54" minimum length for adjustable tops & 48" minimum length for flat tops. When ordering state desired length (table top). (198 cm max/137 cm min & 122 cm min)

006

Nose hole

- Allows patient to lie face down without turning head.

009	length	width
	9"	2"
	22 cm	5 cm

Small Pillow

20	length	width	height
	14"	12"	3"
	36 cm	30 cm	8 cm

Large Pillow

60	length	width	height
	13"	20"	3"
	33 cm	51 cm	8 cm

Paper Dispenser

- Accommodates paper rolls from 18" to 21" wide

030	width	height
	20 1/2"	4 1/2"
	52 cm	11 cm

Paper Cutter

- Clear plastic with elastic straps.

040

Paper Dispenser/Cutter Combo

- Accommodates paper rolls from 18" to 21" wide Clear plastic with elastic straps.

034


Safety Strap

- Strap secures with quick fasten hook and loop fastener

077	length	width
	92"	2"
	234 cm	5 cm



009



60

20



030



040



077

WARNING: See individual products that accommodate these options for California Proposition warnings

BARIATRIC TREATMENT TABLES

Low Height Bariatric Treatment Table

- Plywood top and solid hardwood legs
- 6-leg design with triple bolted corner legs
- Built-in middle leg levelers
- Steel reinforced frame
- Laminate, full length shelf with H-braces
- Pillow included
- 600 lbs. load capacity under normal use (272.15 kg)

6196	length	width	height
	78"	30"	26"
	198 cm	76 cm	66 cm



6196



Bariatric Treatment Table

- Plywood top and solid hardwood legs
- 6-leg design with triple bolted corner legs
- Built-in middle leg levelers
- Steel reinforced frame
- Laminate, full length shelf with H-braces
- Pillow included
- 600 lbs. load capacity under normal use (272.15 kg)

6190	length	width	height
	78"	30"	31"
	198 cm	76 cm	79 cm



6190

Bariatric, Treatment Table

- Plywood top and welded steel frame
- 6-leg design with bolt-through assembly
- Leg levelers
- Gray, laminate full length shelf with H-braces
- 600 lbs. load capacity under normal use (272 kg)

6198	length	width	height
	72"	30"	31"
	183 cm	76 cm	79 cm



6198

SPORTS TRAINING TABLES

Taping Table

- Heavy duty table with solid wood legs, H-braces
- 2" foam padding (5 cm)
- 350 lbs. load capacity under normal use (158.75 kg)

1701-27	length	width	height
	48"	27"	36"
	122 cm	69 cm	79 cm

1701-30 30" width model (76.19 cm)



1701



Taping Table with Shelf

- Heavy duty table with solid wood legs, H-braces and laminated full shelf
- 2" foam padding (5 cm)
- 350 lbs. load capacity under normal use (158.75 kg)

1702-27	length	width	height
	48"	27"	36"
	122 cm	69 cm	79 cm

1702-30 30" width model (76.19 cm)



1702

Taping Table With Shelves

- Heavy duty table with solid wood legs, H-braces and laminated two-level storage
- 2" foam padding (5 cm)
- 350 lbs. load capacity under normal use (158.75 kg)

1703-27	length	width	height
	48"	27"	36"
	122 cm	69 cm	79 cm

1703-30 30" width model (76.19 cm)



1703

WARNING: Products featured on this page can expose you to chemicals, including diisononyl phthalate (DINP), which is known to the State of California to cause cancer.

For more information go to www.P65Warnings.ca.gov.

WARNING: Products featured on this page can expose you to chemicals, including diisononyl phthalate (DINP), which is known to the State of California to cause cancer.

For more information go to www.P65Warnings.ca.gov.

POWER MAT PLATFORMS

A smooth, dependable lift mechanism and comfortable padded surface put Clinton Power Mat platforms at everyone's comfort level.

Clinton Power Mat Platforms feature:

- Ultra-strong uni-frame constructed base and top frame
- All-welded steel base and top frame
- Textured ABS plastic encloses lift mechanism and makes cleaning easier
- Smooth electric height adjustment moves straight up and down
- Hardened bolts and self lubricating pivot points for years of service
- Dependable 110 volt motor
- Hands-free foot control
- Dependable scissors lift mechanism
- Load capacity of 600 lbs. under normal use (272.15 kg)

Hi-Lo Mat Power Mat Platform with Removable Mat

- Removable 2" mat held in place with Velcro® strips (5 cm)
- Mat included

252-47	length	width	height range
	7'	4'	22" – 34"
	2.13 m	1.22 m	56 cm – 86 cm

252-57 7' L x 5' W model (2.13 m x 1.52 m)

252-68 8' L x 6' W model (2.43 m x 1.82 m)

Hi-Lo Power Mat Platform with Upholstered Top

- Custom bumper strip protects top's upholstery

253-47	length	width	height range
	7'	4'	22" – 34"
	2.13 m	1.22 m	56 cm – 86 cm

253-57 7' L x 5' W model (2.13 m x 1.52 m)

253-68 8' L x 6' W model (2.43 m x 1.82 m)

⚠ WARNING: This product can expose you to chemicals, including chromium, which is known to the State of California to cause cancer or reproductive toxicity.

For more information go to www.P65Warnings.ca.gov.



253-47

252-47



Mat attached with Velcro® strips

VALUE MAT PLATFORM

Upholstered Top Mat Platform

- 2" foam padding (5 cm)
- 5 triple-bolted, solid hardwood legs
- All hardwood plywood frame
- Solid, bolt-through construction
- Frame attached with steel angles
- 500 lbs. load capacity under normal use (226.79 kg)

260-47	length	width	height
	7'	4'	18"
	2.13 m	1.22 m	46 cm

260-57 7' L x 5' W model (2.13 m x 1.52 m)

260-68 8' L x 6' W model (2.43 m x 1.82 m)



WARNING: This product can expose you to chemicals, including diisononyl phthalate (DINP), which is known to the State of California to cause cancer.

For more information go to www.P65Warnings.ca.gov.

CLASSIC MAT PLATFORMS

Upholstered Mat Platform

- Heavy duty, 6-leg design
- Custom edge bumper strip protects top's upholstery
- 2" foam padding (5 cm)
- Features all hardwood construction
- 700 lbs. load capacity under normal use (317.51 kg)
- Also available with optional 21" height (041) (53 cm)

240-47	length	width	height
	7'	4'	18"
	2.13 m	1.22 m	46 cm

240-57 7' L x 5' W model (2.13 m x 1.52 m)

240-68 8' L x 6' W model (2.43 m x 1.82 m)



Upholstered Mat Platform with Adjustable Backrest

- Heavy duty, 6-leg design
- Custom edge bumper strip protects top's upholstery
- 2" foam padding (5 cm)
- Features 6-position, all-steel, adjustable backrest
- 6' x 8' table has a split backrest (1.82 m x 2.43 m)
- 500 lbs. load capacity under normal use (226.79 kg)
- Also available with optional 21" height (041) (53 cm)

241-47	length	width	height
	7'	4'	18"
	2.13 m	1.22 m	46 cm

241-57 7' L x 5' W model (2.13 m x 1.52 m)

241-68 8' L x 6' W model (2.43 m x 1.82 m)



WARNING: Products featured on this page can expose you to chemicals, including diisononyl phthalate (DINP), which is known to the State of California to cause cancer.

For more information go to www.P65Warnings.ca.gov.



5 Year
Limited
Warranty



Folded Position

Heavy-Duty, Space Saving, Folding Mat Platform

- Features full back wall that is floor supported
- Sturdy 3 front-leg design
- Custom edge bumper strip protects top's upholstery
- Projects only 8" from wall when folded
- 500 lbs. load capacity under normal use (226.79 kg)

243-47	length	width	height
	7'	4'	18"
	2.13 m	1.22 m	46 cm

243-57 7' L x 5' W model (2.13 m x 1.52 m)

Option

041 21" Height Option (53 cm)

⚠ WARNING: This product can expose you to chemicals, including diisononyl phthalate (DINP), which is known to the State of California to cause cancer.

For more information go to www.P65Warnings.ca.gov.



PARALLEL BARS

Clinton Parallel Bars are made with the patient and therapist in mind. Sturdy, steel upright construction and smooth stainless steel handrails provide the strength for daily use. Simple height adjustment makes it easy on therapists who need to accommodate multiple individuals and exercise regimens.

Clinton Parallel Bars feature:

- One piece, 1 1/2" stainless steel, width adjustable handrails with end bumpers (4 cm)
- Uprights are ultra-heavy, square, chrome-plated, telescoping, steel tubing
- Powder-coated, all-steel, base tube upright
- Height is determined by recessed number strip
- All models, except wall mounted folding unit, feature width adjustment
- Platform models feature 1 1/2" thick, hardwood, plywood bases with ultra-durable, UV cured, satin finish (4 cm)
- Safety treads at both ends of platform models make it safer for patient to turn and exit wheelchair
- All models are for physical therapy use only

Platform Mounted Parallel Bars

- Stainless steel adjustable handrails
- Optional 045 Obduction Board is available (see page 41)
- 400 lbs. load capacity under normal use (181.43 kg)

3-2007	length	width range	height range
	7'	18" – 28"	26" – 39"
	2.13 m	46 – 71 cm	66 – 99 cm

3-2010 10' long model (3 m)

3-2012 12' long model (3.65 m)

⚠ WARNING: This product can expose you to chemicals, including chromium, which is known to the State of California to cause cancer or reproductive toxicity.

For more information go to www.P65Warnings.ca.gov.



PARALLEL BARS

Wall Mounted Folding Parallel Bars

- Stainless steel handrails
- Requires only 14' of floor space when in use
- Folds up against the wall when not in use
- Folded Height 7" 10" (239 cm)
- 400 lbs. load capacity (181.43 kg)

3-3307	length	width	height range
	7'	28"	28" – 42"
	2.13 m	71.12 cm	71 cm – 107



3-3307



Folded

Bariatric Parallel Bars

- Height and width adjustment
- 3rd upright with through pin lock for extra support
- Extra width for bariatric patients
- 48" platform width (121.92 cm)
- 500 lbs. load capacity (226.79 kg)

3-2106	length	width range	height range
	10'	20" – 34"	26"–39"
	3.04 m	51 cm – 86 cm	66 cm – 99 cm



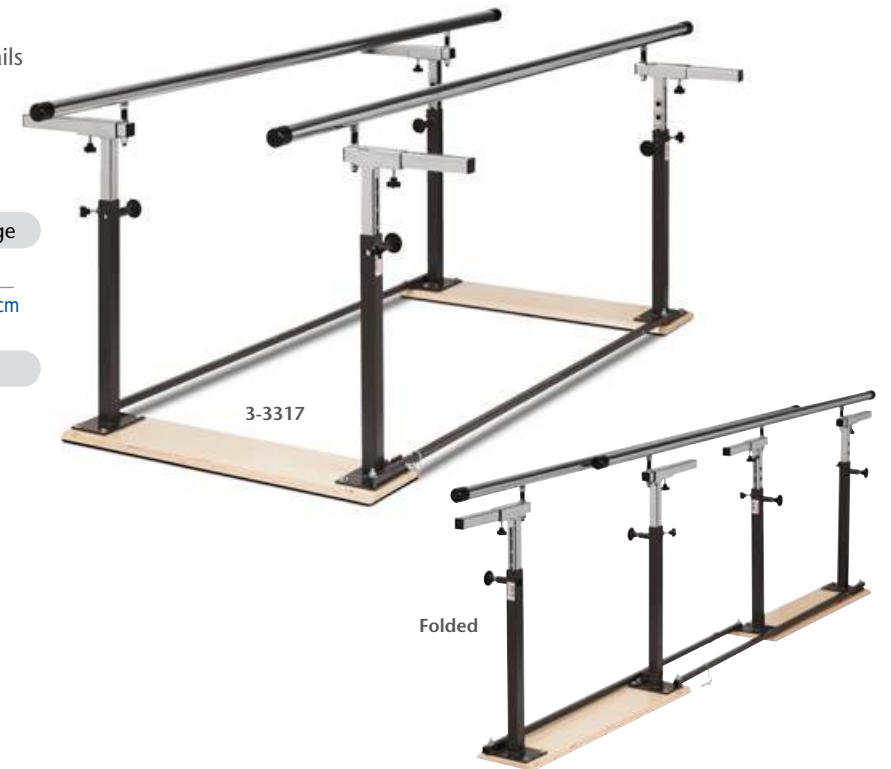
3-2106

Folding Parallel Bars

- Stainless steel handrails
- Unique double stabilizer bars stiffen the rails
- Spring-loaded plungers and sure-lock positioning knobs
- 350 lbs. load capacity under normal use (158.57 kg)

3-3317	length	width range	height range
	7'	16" – 24"	22"–35"
	2.13 m	41 cm – 61 cm	56 cm – 89 cm

3-3310 10' long model (3.04 m)



Floor Mounted Parallel Bars

- Stainless steel adjustable handrails
- Same features as platform-mounted model, except it is floor-mounted
- 400 lbs. load capacity when properly mounted (181.43 kg)

3-4007	length	width range	height range
	7'	adjusts 6"/side	26"–39"
	2.13 m	adjusts 15 cm/side	66 cm – 99 cm

3-4010 10' long model (3 m)

3-4012 12' long model (3.65 m)



⚠ WARNING: This product can expose you to chemicals, including chromium, which is known to the State of California to cause cancer or reproductive toxicity.

For more information go to www.P65Warnings.ca.gov.

⚠ WARNING: Products featured on this page can expose you to chemicals, including chromium, which is known to the State of California to cause cancer or reproductive toxicity.

For more information go to www.P65Warnings.ca.gov.

CLASSIC SERIES STAIRCASES

Step up to quality and performance with Clinton's durable line of staircases. Designed with sturdy rails and non-slip treads, our staircases are the perfect choice for every physical therapy facility.

Clinton Classic Staircases feature:

- All hardwood plywood with ultra-durable, UV-cured, satin finish base
- All base edging finished with tough Slate Gray PVC edging (no exposed plywood core)
- Ultra-stable, steel uprights with durable powder coated finish
- Easy-grip, moulded handrails
- Handrails and uprights are pre-assembled sections
- Each model is available in 30" and 36" widths (76 cm & 91 cm)
- Completely assembled with steel fasteners (no glued dowel pins)
- Reinforced bariatric capacity
- All steps are a full 10" deep (25cm)
- Built for years of use

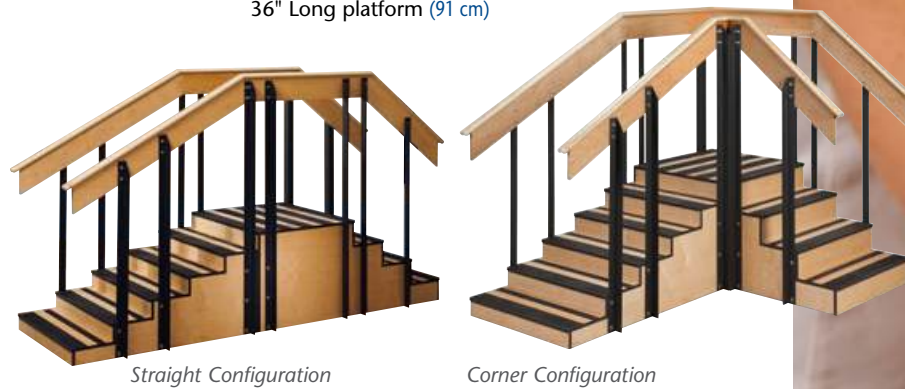


Convertible Staircase

- Converts from straight to corner arrangement
- Two full width, safety treads on each step
- Requires a minimum 9' ceiling (2.74 m)
- 500 lbs. load capacity with normal use (226.79 kg)

4-5080-30	length	width	height
4 steps	10"	30"	6"
	25 cm	76 cm	15 cm
6 steps	10"	30"	4"
	25 cm	76 cm	10 cm
platform	30"	30"	24"
	76 cm	76 cm	61 cm

4-5080-36 36" width model (91 cm)
36" Long platform (91 cm)



⚠️ WARNING: This product can expose you to chemicals, including vinyl chloride, which is known to the State of California to cause cancer.

For more information go to www.P65Warnings.ca.gov.



One-Sided Staircase

- Small corner staircase for limited space
- Two full width, safety treads on each step
- Requires a minimum 9' ceiling (2.74 m)
- 500 lbs. load capacity under normal use (226.79 kg)

4-5501-30	length	width	height
each step	10" 25 cm	30" 76 cm	6" 15 cm
platform	24" 61 cm	30" 76 cm	24" 61 cm
overall	56" 142 cm	34" 86 cm	

4-5501-36 36" width model (91.44 cm)
40" overall (102 cm)



Small Up/Down Staircase

- Small straight staircase for limited space
- Patient can ascend and descend without turning
- Two full width, safety treads on each step
- Requires a minimum 8' ceiling (2.43 m)
- 500 lbs. load capacity under normal use (226.79 kg)

4-5500-30	length	width	height
2 steps	10" 25 cm	30" 76 cm	6" 15 cm
3 steps	10" 25 cm	30" 76 cm	4" 10 cm
platform	24" 61 cm	30" 76 cm	12" 30 cm
overall	54" 137 cm	34" 86 cm	

4-5500-36 36" width model (91 cm)
40" overall (102 cm)



Bus Step Option

- Creates a 12" high step when in place (30.47 cm)
- Available option for any staircase with a 6" rise step (15.24 cm)
- MUST BE ORDERED WITH STAIRCASE



101

101

⚠ WARNING: Products featured on this page can expose you to chemicals, including vinyl chloride, which is known to the State of California to cause cancer.

For more information go to www.P65Warnings.ca.gov.

⚠ WARNING: Products featured on this page can expose you to chemicals, including vinyl chloride, which is known to the State of California to cause cancer.

For more information go to www.P65Warnings.ca.gov.

SELECT SERIES STAIRCASES

Clinton Select Staircases feature:

- 1 1/2" stainless steel handrails with end bumpers (3.8 cm)
- Fast easy height adjustments with self-indexing, spring action plungers and numbered height indicator strips (no holes to lineup or count)
- Second knob removes any side-to-side play
- Hardwood plywood base with durable, UV satin, topcoat finish
- Assembled with steel fasteners
- All edges are banded with tough, Slate Gray, PVC edge material
- 2 full-width safety treads on each step
- 450 lbs. load capacity under normal use (204.11 kg)
- Reinforced bariatric load capacities

Adjustable Small Staircase

- Adjusts to all ages from children to adult in 1 1/2" increments (4 cm)
- Patient can ascend and descend without turning
- Requires a minimum 8' ceiling (2.43 m)

4-6500-30	length	width	height
2 steps	10"	30"	6"
	25 cm	76 cm	15 cm
3 steps	10"	30"	4"
	25 cm	76 cm	10 cm
platform	24"	30"	12"
	61 cm	76 cm	30 cm
overall	54"	34"	
	137 cm	86 cm	

4-6500-36 36" width model (91 cm)

40" overall (102 cm)

Adjustable One-Sided Staircase

- Adjusts in 1 1/2" increments to accommodate all ages, from children to adults 4 cm
- Requires a minimum 9' ceiling (2.74 m)

4-6501-30	length	width	height
each step	10"	30"	6"
	25 cm	76 cm	15 cm
platform	24"	30"	24"
	61 cm	76 cm	61 cm
overall	56"	34"	
	142 cm	86 cm	

4-6501-36 36" width model (91.44 cm)

40" overall (102 cm)



4-6500



4-6501



Adjust uprights by number strip on the uprights



Spring-loaded plungers make adjustments easy

⚠ WARNING: Products featured on this page can expose you to chemicals, including chromium, which is known to the State of California to cause cancer or reproductive toxicity.

For more information go to www.P65Warnings.ca.gov.

EXERCISE AIDS

Nesting Stools

- All hardwood plywood construction
- Safety tread on all tops

7320	length	width	height
set 1	12"	10"	2"
	30 cm	25 cm	5 cm
set 2	14"	12"	4"
	36 cm	30 cm	10 cm
set 3	18"	14"	6"
	46 cm	36 cm	15 cm
set 4	20"	16"	8"
	51 cm	41 cm	20 cm



7320

⚠ WARNING: This product can expose you to chemicals, including vinyl chloride, which is known to the State of California to cause cancer.

For more information go to www.P65Warnings.ca.gov.

Adjustable Balance Platform

- Adjustable height platform mounted handrails
- Platform carpeted for safety
- Easy-grip 1 1/2" diameter stainless steel rails (3.8 cm)

7360	length	depth	height range
	36"	36"	26" – 39"
	91.44 cm	91.44 cm	66.04 cm – 99.06 cm

⚠ WARNING: This product can expose you to chemicals, including chromium, which is known to the State of California to cause cancer or reproductive toxicity.

For more information go to www.P65Warnings.ca.gov.



7360

Ramp and Curb Training Set

- Adjustable unit
- Remove and sequence curbs
- Curbs store beneath platform
- All hardwood plywood construction
- Safety tread on all stairs
- Reinforced with steel angle

7330	length	width	height
ramp	84"	44"	8"
	213 cm	112 cm	20 cm
curb	32"	32"	2"
	81 cm	81 cm	5 cm
curb	36"	36"	4"
	91 cm	91 cm	1 cm
curb	40"	40"	6"
	102 cm	102 cm	15 cm



7330

⚠ WARNING: This product can expose you to chemicals, including vinyl chloride, which is known to the State of California to cause cancer.

For more information go to www.P65Warnings.ca.gov.

MIRRORS

Wall Mounted Mirror

- 1/4" thick distortion-free glass mirror with ANSI 297 safety backing (0.63 cm)
- All Maple laminate frame
- Easily attaches to wall with top and bottom mounting cleats

6220	width	depth
	25"	67"
	64 cm	170 cm

! WARNING: Product can expose you to chemicals, including vinyl chloride, which is known to the State of California to cause cancer.

For more information go to www.P65Warnings.ca.gov.

Mobile Adult Mirror

- 1/4" thick distortion-free glass (0.63 cm) mirror with ANSI 297 safety backing
- All laminate construction
- Rolls easily on 3" swivel casters (7.62 cm)
- Black ABS plastic bumpers on base sides
- Available only in Maple laminate

6210	width	depth	height
	26 1/2"	21"	72"
	67 cm	53 cm	183 cm

! WARNING: This product can expose you to chemicals, including 1, 3-Butadiene, which is known to the State of California to cause cancer or reproductive toxicity.

For more information go to www.P65Warnings.ca.gov.

Mobile Mirror with Cuff Weights

- Same as model 6210 with cuff weights on reverse side
- Holds up to 48 cuff weights (Not included)

6210-9	width	depth	height
	26 1/2"	21"	72"
	67 cm	53 cm	183 cm

! WARNING: This product can expose you to chemicals, including 1, 3-Butadiene, which is known to the State of California to cause cancer or reproductive toxicity.

For more information go to www.P65Warnings.ca.gov.



6220



6210
6210-9 Front



6210-9 Back

BOLSTERS/WEDGES/PILLOWS

Bolster

50	diameter	length
	6"	24"
	15 cm	61 cm

Bolster

51	diameter	length
	8"	24"
	20 cm	61 cm

Half Round with Flat Side

52	length	width	height
	18"	8"	6"
	76 cm	20 cm	15 cm

Cube

53	length	width	height
	12"	8"	3"
	76 cm	20 cm	8 cm

Cube

54	length	width	height
	12"	8"	6"
	76.2 cm	20.32 cm	15.24 cm

Wedge

56	length	width	height
	18"	24"	6"
	76 cm	61 cm	15 cm

Wedge

57	length	width	height
	32"	20"	12"
	81 cm	51 cm	30 cm

Wedge

58	length	width	height
	16"	8"	8"
	41 cm	20 cm	20 cm

Cube/Incline

61	length	width	height
	32"	20"	12"
	81 cm	51 cm	30 cm

Large Pillow


60	length	width	height
	13"	20"	3"
	33 cm	51 cm	8 cm

Small Pillow

20	length	width	height
	14"	12"	3"
	36 cm	30 cm	8 cm

Clinton bolsters, wedges and pillows feature:

- Firm high density urethane foam core
- Knit-backed, sewn, vinyl cover in choice of color
- Easy-clean surface



! WARNING: Products featured on this page can expose you to chemicals, including diisononyl phthalate (DINP), which is known to the State of California to cause cancer.

For more information go to www.P65Warnings.ca.gov.

WEIGHT RACS /CABINET RACS

Astoria MaxRac with Mirror

- 6 independent, quick-change positions for holding your choice of exercise band (50 yds. (46 m) hollow core center only). All items shown not included.
- Minimum floor space requirement
- Large interior space with door
- Mirror has polished edges & ANSI 297 safety backing
- Raised edge on top provides extra storage space
- ClintonClean™ solid plastic, cuff weight strips
- Cuff weight "sliding hook system" makes lateral positioning easy (12 hooks included)
- Strong polycarbonate dumbbell rods are angled for added stability
- Protective bumper moulding around base
- 3" swivel casters/2 locking (8 cm)
- Holds up to 64 cuff weights, 22 dumbbells and 6 rolls of exercise band



5101B

Open

Back



Raised edge on top of both 5101 & 5102 models.

5101B	width	depth	height
	28"	28"	65"
	71 cm	71 cm	165 cm

5101A Same as 5101B without Mirror

Bayside MaxRac with Mirror

- 6 independent, quick-change positions for holding your choice of exercise band (50 yds. (46 m), hollow core center only). All items shown not included.
- Minimum floor space requirement
- Large interior space with door
- Mirror has polished edges & ANSI 297 safety backing
- Raised edge on top allows for extra storage space
- ClintonClean™ solid plastic, cuff weight strips
- Cuff weight "sliding hook system" makes lateral positioning easy (12 hooks included)
- Strong polycarbonate dumbbell rods are angled for added stability
- Protective bumper moulding around base
- 3" swivel casters/2 locking (8 cm)
- Holds up to 48 cuff weights, 22 dumbbells 20 weight bars and 6 rolls of exercise band



5102B

Open

Back

5102B	width	depth	height
	28"	28"	65"
	71 cm	71 cm	165 cm

5102A Same as 5102B without Mirror

! WARNING: Products featured on this page can expose you to chemicals, including chromium, which is known to the State of California to cause cancer or reproductive toxicity.

For more information go to www.P65Warnings.ca.gov.

LAMINATE COLOR CHOICES

Gray—1GR

Maple—1MP

Zeus SuperRac

- 6 independent, quick-change positions for holding your choice of exercise band (50 yd. (46 m), hollow core center only). All items shown not included.
- Rac design uses all 4 sides for greater storage capacity
- Minimum floor space requirement
- Raised edge on top provides extra storage space
- ClintonClean™ solid plastic, cuff weight strips
- Cuff weight "sliding hook system" makes lateral positioning easy (12 hooks included)
- Strong polycarbonate dumbbell rods are angled for added stability
- 4 drawers and open shelves for additional storage needs
- Protective bumper moulding around base
- 3" swivel casters/2 locking (8 cm)
- Holds up to 22 dumbbells, 20 weight bars, 4 (25 yds.) rolls of hook and loop, 6 rolls of exercise band and 48 cuff weights



5140

Back

5140	width	depth	height
	28"	28"	66"
	71 cm	71 cm	168 cm

CabinetRac with Doors

- Versatile, multi-item weight/storage cabinet with 2 locking doors
- 6 independent, quick-change positions for holding your choice of exercise band (50 yds. (46 m), hollow core center only). All items shown not included.
- 4 shelves (3 adjustable, 1 fixed)
- Strong polycarbonate dumbbell rods are angled for added stability
- ClintonClean™ solid plastic, cuff weight strips
- Cuff weight "sliding hook system" makes lateral positioning easy (12 hooks included)
- Protective bumper moulding around edge
- 3" swivel casters/2 locking (8 cm)
- Holds up to 48 cuff weights, 22 dumbbells, 6 rolls of exercise band and much more (Not included)



Back

Doors Closed

6155	width	depth	height
	29"	23"	62"
	74 cm	58 cm	157 cm

! WARNING: Products featured on this page can expose you to chemicals, including chromium, which is known to the State of California to cause cancer or reproductive toxicity.

For more information go to www.P65Warnings.ca.gov.

LAMINATE COLOR CHOICES

Gray—1GR

Maple—1MP

Combo Mirror/Cuff Weight, Band & Dumbbell Rac

- Easy-clean, all laminate construction
- 6 independent, easy change positions for holding your choice of exercise band (50 yds. (46 m), hollow core center only). *Items not included.*
- Solid surface, no pegboard to chip
- ClintonClean™ solid plastic, cuff weight strips
- Cuff weight sliding hook system makes lateral positioning fast and easy (12 hooks included)
- Protective plastic bumpers
- 3" swivel casters/2 locking (8 cm)
- Full length glass mirror with beveled edges and ANSI 297 safety backing
- Strong polycarbonate dumbbell rods are angled for added stability
- Holds up to 32 cuff weights, 22 dumbbells and 6 rolls of exercise band (Not included)



7121

Mirror

7121	width	depth	height
	31"	24"	71"
	79 cm	61 cm	180 cm

Combo Mirror Cuff Weight & Dumbbell Rac

- Sleek designed cuff weight/dumbbell rac and mirror combo provides easy access, and storage.
- Easy-clean, all laminate construction
- Solid surface, no pegboard to chip
- ClintonClean™ solid plastic, cuff weight strips
- Cuff weight sliding hook system makes lateral positioning fast and easy (12 hooks included)
- Protective plastic bumpers
- 3" swivel casters/2 locking (8 cm)
- Full length glass mirror with beveled edges and ANSI 297 safety backing
- Strong polycarbonate dumbbell rods are angled for added stability
- Holds up to 48 cuff weights and 22 dumbbells (Not included)



7124

Mirror

7124	width	depth	height
	31"	24"	71"
	79 cm	61 cm	180 cm

⚠ WARNING: Products featured on this page can expose you to chemicals, including chromium, which is known to the State of California to cause cancer or reproductive toxicity.

For more information go to www.P65Warnings.ca.gov.

LAMINATE COLOR CHOICES

Gray—1GR

Maple—1MP

Combo Mirror Cuff Weight/Dumbbell & Band Rac

- Easy-clean, all laminate construction
- 2 rods hold up to 6 hollow core 50 yds. (45.72 m) band rolls. *(Not included.)*
- Solid surface, no pegboard to chip
- ClintonClean™ solid plastic, cuff weight strips
- Cuff weight sliding hook system makes lateral positioning fast and easy (12 hooks included)
- Protective plastic bumpers
- 3" swivel casters/2 locking (8 cm)
- Strong polycarbonate dumbbell rods are angled for added stability
- Full length glass mirror with beveled edges and ANSI 297 safety backing
- Holds up to 32 cuff weights, 22 dumbbells and 6 rolls of exercise band (Not included)



7031

Mirror

7031-F	width	depth	height
	31"	24"	53"
	79 cm	61 cm	135 cm

Previously model # 7031

Combo Weight/MirrorRac

- 6 independent, quick-change positions for holding your choice of exercise band (50 yds., hollow core center only). (All items shown not included.)
- Strong polycarbonate dumbbell rods are angled for added stability
- ClintonClean™ solid plastic, cuff weight strips
- Cuff weight sliding hook system makes lateral positioning fast and easy (12 hooks included)
- Protective plastic bumpers
- 3" swivel casters/2 locking (8 cm)
- Full length glass mirror with beveled edges and ANSI 297 safety backing
- Holds up to 48 cuff weights, 22 dumbbells, and 6 rolls of exercise band. (Not included)



6154

Mirror

6154	width	depth	height
	31"	18"	72"
	79 cm	46 cm	183 cm

⚠ WARNING: Products featured on this page can expose you to chemicals, including chromium, which is known to the State of California to cause cancer or reproductive toxicity.

For more information go to www.P65Warnings.ca.gov.

LAMINATE COLOR CHOICES

Gray—1GR

Maple—1MP

WEIGHT RACS/TWO-SIDED WEIGHT RACS

Mobile Cuff Weight/Dumbbell & Band Rac

- Easy-clean, all laminate construction
- 2 rods hold up to 6 hollow core 50 yds. (46 m) band rolls. (*Exercise band not included.*)
- Solid surface, no pegboard to chip
- ClintonClean™ solid plastic, cuff weight strips
- Cuff weight sliding hook system makes lateral positioning fast and easy (12 hooks included)
- Protective plastic bumpers
- 3" swivel casters/2 locking (8 cm)
- Strong polycarbonate dumbbell rods are angled for added stability
- Holds up to 64 cuff weights, 22 dumbbells and 6 rolls of exercise band (*Not included*)



7019-F

Opposite Side

7019-F	width	depth	height
	31"	24"	53"
	79 cm	61 cm	135 cm

Previously model # 7019

Extra Set of Four 4" Sliding Cuff Weight Hooks

- 4" chrome-plated, sliding cuff weight hooks with plastic tip
- For use with Clinton Weight Racs

XP1001



XP1001

Extra Set of Four 10" Sliding Cuff Weight Hooks

- 10" chrome-plated, sliding cuff weight hook with plastic tip
- For use with Clinton Weight Racs

XP1002



XP1002

⚠ WARNING: Products featured on this page can expose you to chemicals, including chromium, which is known to the State of California to cause cancer or reproductive toxicity.

For more information go to www.P65Warnings.ca.gov.

LAMINATE COLOR CHOICES

Gray—1GR

Maple—1MP

Mobile Cuff Weight & Dumbbell Rac

- Easy-clean, all laminate construction
- Solid surface, no pegboard to chip
- ClintonClean™ solid plastic, cuff weight strips
- Cuff weight sliding hook system makes lateral positioning fast and easy (12 hooks included)
- Protective plastic bumpers
- 3" swivel casters/2 locking (8 cm)
- Strong polycarbonate dumbbell rods are angled for added stability
- Holds up to 32 cuff weights and 22 dumbbells (*Not included*)

7027-F	width	depth	height
	25"	19"	53"
	64 cm	48 cm	135 cm

Previously model # 7027



7027

Opposite Side

Mobile Cuff Weight & Band Rac

- Easy-clean, all laminate construction
- 2 rods hold up to 6 hollow core 50 yds. band rolls. (*Exercise band not included.*)
- Solid surface, no pegboard to chip
- ClintonClean™ solid plastic, cuff weight strips
- Cuff weight sliding hook system makes lateral positioning fast and easy (12 hooks included)
- Protective plastic bumpers
- 3" swivel casters/2 locking (8 cm)
- Holds up to 32 cuff weights and 6 rolls of exercise band (*Not included*)

7029-F	width	depth	height
	25"	19"	53"
	64cm	48 cm	135 cm

Previously model # 7029



7029

Opposite Side

⚠ WARNING: Products featured on this page can expose you to chemicals, including chromium, which is known to the State of California to cause cancer or reproductive toxicity.

For more information go to www.P65Warnings.ca.gov.

LAMINATE COLOR CHOICES

Gray—1GR

Maple—1MP

WEIGHT RACS/KIOSK & WEIGHT WAGON

Slim, Weight Rac/Kiosk

- Creative slim design combines aesthetic appeal and function. (Weights and other items not included.)
- Minimum floor space requirement
- 6 adjustable cuff weight shelves
- ClintonClean™ solid plastic base
- Holds cuff weights, 22 dumbbells and much more (Not included)

5114M	width	depth	height
	29 ¹ / ₂ "	14"	54"
	75 cm	36 cm	137 cm

⚠ WARNING: Product can expose you to chemicals, including vinyl chloride, which is known to the State of California to cause cancer.

For more information go to www.P65Warnings.ca.gov.



5114M

Mobile Weight Wagon

- All Gray laminate construction
- Top storage tray is 21¹/₂" X 32" (55 cm x 82 cm) & holds up to 20 dumbbells
- 8 cuff weight, adjustable sliding hooks
- Protective bumper moulding around base
- 3" swivel casters/2 locking (8 cm)
- Holds cuff weights, dumbbells and much more (Not included)

4730	width	depth	height
	39"	23"	34 ³ / ₄ "
	99 cm	54 cm	88 cm

⚠ WARNING: This product can expose you to chemicals, including chromium, which is known to the State of California to cause cancer or reproductive toxicity.

For more information go to www.P65Warnings.ca.gov.



4730

Opposite Side

LAMINATE COLOR CHOICES

Back

Gray—1GR

MISCELLANEOUS RACS



5516

Roll/Cane/Crutch Rac

(Rolls, canes and crutches not included.)

- Mounts to wall in two pieces (Mounting hardware not included. Check with your building maintenance professional for the proper fasteners for your specific wall construction.)
- Includes seven, 10" hooks (25 cm)
- Gray, laminate and ClintonClean™ construction
- Easy-clean surface

5516	width	depth	height
	60"	1.25"	6"
	152 cm	3 cm	15 cm

Extra Set of Four Sliding Hooks (10") for Crutch Racs (25 cm)

XP1002



XP1002

⚠ WARNING: Products featured on this page can expose you to chemicals, including chromium, which is known to the State of California to cause cancer or reproductive toxicity.

For more information go to www.P65Warnings.ca.gov.

DUMBBELL WEIGHT STRIPS

Dumbbell Strip/Gray

- Wall mounted with pre-drilled mounting holes included
- Strong polycarbonate rods, angled for stability
- Gray laminate surface
- Holds up to 11 dumbbells (Not included)

5113K	width	height
	3"	48"
	8 cm	122 cm

Dumbbell Strip/Maple

- Wall mounted with pre-drilled mounting holes included
- Strong polycarbonate rods, angled for stability
- Maple laminate surface
- Holds up to 11 dumbbells (Not included)

5113SMP	width	height
	3"	48"
	8 cm	122 cm



5113K

5113SMP

⚠ WARNING: Products featured on this page can expose you to chemicals, including vinyl chloride, which is known to the State of California to cause cancer.

For more information go to www.P65Warnings.ca.gov.

WEIGHT BAR RACS

Wall Weight Bar Rac

- Plastic mounting hooks will not scratch bars
- Laminate surface
- Mounting holes included
- Holds 8 weight bars (Not included)

4716	depth	height
	23 ¹ / ₂ "	36 ¹ / ₂ "
	60 cm	93 cm



4716

⚠ WARNING: Products featured on this page can expose you to chemicals, including vinyl chloride, which is known to the State of California to cause cancer.

For more information go to www.P65Warnings.ca.gov.

TREATMENT CABINETS

Clinton Bedside Cabinets Treatment Cabinets and Mobile Carts are designed with the needs of the medical profession in mind. Built tough, with a wide range of sizes, models and a variety of storage configurations, Clinton bedside, treatment cabinets and carts are the perfect complement to any medical facility.

Available only in Clinton Classic laminates.

Clinton Bedside, Treatment Cabinets and feature:



- Easy-clean, all laminate construction
- Tough, chip-resistant edges
- Cabinets are assembled with steel fasteners, not glued wooden dowels
- 3-way adjustable, 110°, soft-close, door hinges
- Self-closing, drawers with metal sides that hold up to 75 lbs.
- Recessed toe kick or dual wheel caster bases
- Adjustable drawer fronts
- Mix color choices for top, sides and fronts
- Select models are available with a one-piece, gray, ABS molded top rimmed on all sides
- Built with laminated panels that are California CARB II compliant
- 200 lbs. load capacity under normal use



Mobile, Treatment Cabinet with 2 Doors and 1 Drawer

- 1 adjustable shelf
- Smooth-glide, drawer that hold up to 75 lbs. (34 kg)
- All laminate base with plastic bumpers
- Concealed, adjustable, soft-close, door hinges
- All laminate top with 3 1/4" backsplash (8.25 cm)
- Self-closing doors and drawer with bumpers
- Mounted on 3" dual wheel, swivel casters (2 locking)
- Plastic bumpers on each side of base

8921	width	depth	height
	24"	18 1/4"	35 1/4"
	61 cm	46 cm	90 cm

Mobile, Treatment Cabinet with 2 Doors and 2 Drawers

- 1 adjustable shelf
- Smooth-glide, drawers that hold up to 75 lbs. (34 kg)
- All laminate base with plastic bumpers
- Concealed, adjustable, soft-close, door hinges
- All laminate top with 3 1/4" backsplash (8.25 cm)
- Self-closing doors and drawers with bumpers
- Mounted on 3" dual wheel, swivel casters (2 locking)
- Plastic bumpers on each side of base

8922	width	depth	height
	24"	18 1/4"	35 1/4"
	61 cm	46 cm	90 cm

Mobile, Treatment Cabinet with 5 Drawers

- Smooth-glide, drawers that hold up to 75 lbs. (34 kg)
- All laminate base with plastic bumpers
- All laminate top with 3 1/4" backsplash (8.25 cm)
- Self-closing drawers with bumpers
- Mounted on 3" dual wheel, swivel casters (2 locking)
- Plastic bumpers on each side of base

8950	width	depth	height
	24"	18 1/4"	35 1/4"
	61 cm	46 cm	90 cm



WARNING: Products featured on this page can expose you to chemicals, including chromium, which is known to the State of California to cause cancer or reproductive toxicity.

For more information go to www.P65Warnings.ca.gov.



Treatment Cabinet with 5 Drawers

- Smooth glide tracks for easy open and close
- Smooth-glide, drawers that hold up to 75 lbs. (34 kg)
- All laminate base
- All laminate top with 3 1/4" backsplash (8.25 cm)
- Self-closing drawers with bumpers

8805	width	depth	height
	24"	18 1/4"	35"
	61 cm	46 cm	89 cm

Treatment Cabinet with 2 Doors & 1 Drawer

- 1 adjustable shelf
- Smooth-glide, drawer that hold up to 75 lbs. (34 kg)
- Concealed, adjustable, soft-close, door hinges
- All laminate base
- All laminate top with 3 1/4" backsplash (8.25 cm)
- Self-closing doors and drawer with bumpers

8821	width	depth	height
	24"	18 1/4"	35"
	61 cm	46 cm	89 cm

Treatment Cabinet with 2 Doors & 2 Drawers

- 1 adjustable shelf
- Smooth-glide, drawers that hold up to 75 lbs. (34 kg)
- Concealed, adjustable, soft-close, door hinges
- All laminate base
- All laminate top with 3 1/4" backsplash (8.25 cm)
- Self-closing doors and drawers with bumpers

8822	width	depth	height
	24"	18 1/4"	35"
	61 cm	46 cm	89 cm

Moulded Top, Mobile, Auxiliary Cart

- Laminate, cabinet section with one, 4" drawer
- One-piece, vacuum-formed, gray, haircell textured top rimmed on all sides
- Gray, powder-coated, steel legs with 4 dual wheel locking casters
- Ships fully assembled

8901-A	width	depth	height
	18"	16"	30"
	46 cm	41 cm	76 cm

WARNING: Products featured on this page can expose you to chemicals, including chromium, which is known to the State of California to cause cancer or reproductive toxicity.

For more information go to www.P65Warnings.ca.gov.



Molded Top, Treatment Cabinet with 2 Doors & 1 Drawer

- Laminate interior construction
- Laminate or optional Fashion Finish exterior
- One-piece, vacuum-formed, gray haircell textured top rimmed on all sides,
- 1 adjustable shelf
- Self-closing, smooth-glide, drawer with metal sides holds up to 75 lbs. (34 kg)
- Concealed, adjustable, soft-close, door hinges

8821-A	width	depth	height
8821-AF	24 ¹ / ₂ "	18 ³ / ₈ "	35"
	62 cm	47 cm	89 cm



8821-A/Laminate



8821-AF/Fashion Finish



8921-A/Laminate



8921-AF/Fashion Finish

Moulded Top, Mobile, Treatment Cabinet with 2 Doors & 1 Drawer

- Laminate interior construction
- Laminate or optional Fashion Finish exterior
- One-piece, vacuum-formed, gray, haircell textured top rimmed on all sides
- 1 adjustable shelf
- Self-closing, smooth-glide, drawer with metal sides holds up to 75 lbs. (34 kg)
- Concealed, adjustable, soft-close, door hinges
- Mounted on 3" dual wheel, swivel casters (2 locking)
- Plastic bumpers on each side of base

8921-A	width	depth	height
8921-AF	24 ¹ / ₂ "	18 ³ / ₈ "	35"
	62 cm	47 cm	89 cm

Molded Top, Treatment Cabinet with 2 Doors & 2 Drawers

- Laminate interior construction
- Laminate or optional Fashion Finish exterior
- One-piece, vacuum-formed, gray, haircell textured top rimmed on all sides
- 1 adjustable shelf
- Self-closing, smooth-glide, drawers with metal sides hold up to 75 lbs. (34 kg)
- Concealed, adjustable, soft-close, door hinges

8822-A	width	depth	height
8822-AF	24 ¹ / ₂ "	18 ³ / ₈ "	35"
	62 cm	47 cm	89 cm



8822-A/Laminate



8822-AF/Fashion Finish



8922-A/Laminate



8922-AF/Fashion Finish

Moulded Top, Mobile, Treatment Cabinet with 2 Doors & 2 Drawers

- Laminate interior construction
- Laminate or optional Fashion Finish exterior
- One-piece, vacuum formed, gray, haircell textured top rimmed on all sides
- 1 adjustable shelf
- Self-closing, smooth-glide, drawers with metal sides hold up to 75 lbs. (34 kg)
- Concealed, adjustable, soft-close, door hinges
- Mounted on 3" dual wheel, swivel casters (2 locking)
- Plastic bumpers on each side of base

8922-A	width	depth	height
8922-AF	24 ¹ / ₂ "	18 ³ / ₈ "	35"
	62 cm	47 cm	89 cm

Moulded Top, Treatment Cabinet with 5 Drawers

- Laminate interior construction
- Laminate or optional Fashion Finish exterior
- One-piece, vacuum-formed, gray, haircell textured top rimmed on all sides
- Smooth glide tracks for easy open and close
- Self-closing, smooth-glide, drawers with metal sides hold up to 75 lbs. (34 kg)

8805-A	width	depth	height
8805-AF	24 ¹ / ₂ "	18 ³ / ₈ "	35"
	62 cm	47 cm	89 cm



8805-A/Laminate



8805-AF/Fashion Finish



8950-A/Laminate



8950-AF/Fashion Finish

Moulded Top, Mobile, Treatment Cabinet with 5 Drawers

- Laminate interior construction
- Laminate or optional Fashion Finish exterior
- One-piece, vacuum-formed, gray, haircell textured top rimmed on all sides
- Self-closing, smooth-glide, drawers with metal sides hold up to 75 lbs. (34 kg)
- Self-closing drawers with bumpers
- Mounted on 3" dual wheel, swivel casters (2 locking)
- Plastic bumpers on each side of base

8950-A	width	depth	height
8950-AF	24 ¹ / ₂ "	18 ³ / ₈ "	35"
	62 cm	47 cm	89 cm

⚠ WARNING: Products featured on this page can expose you to chemicals, including chromium, which is known to the State of California to cause cancer or reproductive toxicity.

For more information go to www.P65Warnings.ca.gov.

⚠ WARNING: Products featured on this page can expose you to chemicals, including chromium, which is known to the State of California to cause cancer or reproductive toxicity.

For more information go to www.P65Warnings.ca.gov.

STOOLS & SIDE CHAIRS

Chrome Base Stool

- Round foot ring
- 2" rubber wheel, ball bearing casters (5 cm)

2102	seat diameter	height range
	14"	18 ¹ / ₂ "– 25 ¹ / ₂ "
	36 cm	47 cm – 65 cm



5-Leg Pneumatic Stool

- Dual wheel casters
- 23" cast aluminum base (58.42)

2155	seat diameter	height range
	16"	18"– 23 ¹ / ₂ "
	41 cm	46 cm – 60 cm

! WARNING: The two products pictured above can expose you to chemicals, including chromium, which is known to the State of California to cause cancer or reproductive toxicity.

For more information go to www.P65Warnings.ca.gov.

5-Leg Pneumatic Stool

- Dual wheel casters
- Black nylon base

2135	seat diameter	height range
	16"	19"– 24 ¹ / ₂ "
	41 cm	48 cm – 62 cm

Black Frame Chair/No Arms

- Black powder coated frame finish
- Adjustable leg levelers
- Choose from popular colors of upholstery
- Contoured seat and back
- 2" thick, firm foam padded seat and back
- Easy assembly
- 300 lbs. load capacity under normal use

C-40F	overall	seat height
	20 x 22" 32"	17"
	51 cm x 56 cm x 81 cm	43 cm



Black Frame Chair with Arms

- Black powder coated frame finish
- Adjustable leg levelers
- Choose from popular colors of upholstery
- Contoured seat and back
- 2" thick, firm foam padded seat and back
- Easy assembly
- 300 lbs. load capacity under normal use

C-50F	overall	seat height
	23 x 22" 32"	17"
	58 cm x 56 cm x 81 cm	43 cm

! WARNING: The three products pictured above can expose you to chemicals, including diisononyl phthalate (DINP), which is known to the State of California to cause cancer.

For more information go to www.P65Warnings.ca.gov.

STEP STOOLS

Step Stool

- Chrome plated steel
- Rubber tread top for safety
- Rubber feet
- 350 lbs. load capacity under normal use

T-40	length	width	height
	14 ¹ / ₄ "	14 ¹ / ₄ "	9"
	36 cm	36 cm	23 cm



Step Stool with Hand Rail

- Chrome plated steel
- Rubber tread top for safety
- 7/8" diameter handrail 36" high (2.22 cm diameter, 91.44 cm high)
- Rubber feet
- 350 lbs. load capacity under normal use

T-50	length	width	height
	14 ¹ / ₄ "	14 ¹ / ₄ "	9"
	36 cm	36 cm	23 cm



Large Bariatric Step Stool with Hand Rail

- Durable chrome plated steel
- Extra wide and deep top
- Welded reinforced X-brace
- Rubber tread top for safety
- 1" diameter handrail 36" high (3 cm diameter, 91 cm high)
- Rubber feet
- 600 lbs. load capacity under normal use

T-6250	length	width	height
	17 ¹ / ₄ "	12 ¹ / ₄ "	9"
	43.81 cm	31.11 cm	22.86 cm



Large Bariatric Step Stool

- Durable chrome plated steel
- Extra wide and deep top
- Welded reinforced X-brace
- Rubber tread top for safety
- 600 lbs. load capacity under normal use

T-6242	length	width	height
	17 ¹ / ₄ "	12 ¹ / ₄ "	9"
	44 cm	31 cm	23 cm



PT Scooter Stool

- 4 chrome legs
- 2" padded upholstered top (5 cm)
- 2" ballbearing swivel casters (5 cm)
- 250 lbs. load capacity under normal use

2111	length	width	height
	15"	15"	18"
	38 cm	38 cm	46 cm

! WARNING: Products featured on this page can expose you to chemicals, including chromium, which is known to the State of California to cause cancer or reproductive toxicity.

For more information go to www.P65Warnings.ca.gov.



800-441-9131 • 717-848-3519

Toll-Free Fax 866-522-1233

Fax 717-843-5871

www.clinton-ind.com